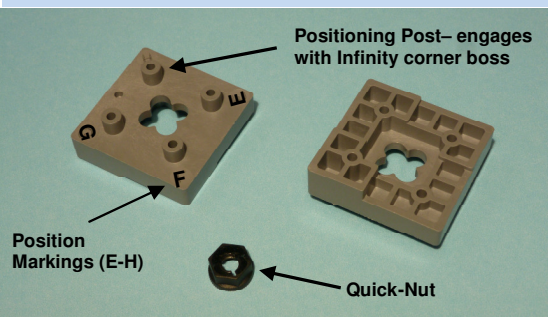


Step ① Measure for "X"
(height of surrounding STEEL panel)

Step ② Select Quick Corner


Quick Corner #2- GRAY (P/N: QC2-GRY)
includes retainer "Quick Nut"



"X" =
1-1/4" (E)
1-5/16" (F)
1-3/8" (G)
1-7/16" (H)


Step ③ Install Quick Corner

Quick Corner - installed
set to its level position on grate



Step ② Select Quick Corner

Quick Corner #3 - TAN (P/N: QC3-TAN)
includes retainer "Quick Nut"



"X" =
1-1/2" (I)
1-9/16" (J)
1-5/8" (K)
1-11/16" (L)

Step ③ Install Quick Corner

Quick Corner - installed
set to its level position on grate

